

KEDIA ADVISORY



DAILY BULLION REPORT

30 Jan 2025

- BULLDEX
- GOLD
- SILVER



Kedia Stocks & Commodities Research Pvt. Ltd.

Research Advisory | White Labelling | Digital Marketing



BULDEX SNAPSHOT

Commodity	Expiry	Open	High	Low	Close	% Change
MCXBULLDEX	24-Feb-25	19377.00	19449.00	19377.00	19433.00	0.44
MCXBULLDEX	26-Mar-25	19500.00	19500.00	19500.00	19500.00	-0.52

BULLION SNAPSHOT

Commodity	Expiry	Open	High	Low	Close	% Change
GOLD	4-Apr-25	80917.00	81098.00	80754.00	80874.00	-0.03
GOLD	5-Jun-25	81875.00	81939.00	81625.00	81740.00	0.04
GOLDMINI	5-Feb-25	80247.00	80730.00	80195.00	80310.00	0.18
GOLDMINI	5-Mar-25	80268.00	80520.00	80150.00	80301.00	0.07
SILVER	5-Mar-25	91052.00	92619.00	90774.00	91866.00	0.90
SILVER	5-May-25	92856.00	94526.00	92769.00	93821.00	0.93
SILVERMINI	28-Feb-25	91094.00	92520.00	90762.00	91822.00	-4.82
SILVERMINI	30-Apr-25	93159.00	94500.00	92770.00	93857.00	-12.67

OPEN INTEREST SNAPSHOT

Commodity	Expiry	% Change	% Oi Change	Oi Status
MCXBULLDEX	24-Feb-25	0.44	32.14	Fresh Buying
MCXBULLDEX	26-Mar-25	-0.52	0.00	Long Liquidation
GOLD	4-Apr-25	-0.03	8.35	Fresh Selling
GOLD	5-Jun-25	0.04	8.76	Fresh Buying
GOLDMINI	5-Feb-25	0.18	-84.69	Short Covering
GOLDMINI	5-Mar-25	0.07	4.13	Fresh Buying
SILVER	5-Mar-25	0.90	-3.57	Short Covering
SILVER	5-May-25	0.93	-9.23	Short Covering
SILVERMINI	28-Feb-25	0.89	-4.82	Short Covering
SILVERMINI	30-Apr-25	0.89	-12.67	Short Covering

INTERNATIONAL BULLION SNAPSHOT

Commodity	Open	High	Low	Close	% Change
Gold \$	2763.48	2766.53	2744.71	2760.42	-0.11
Silver \$	30.41	31.00	30.28	30.87	1.56

RATIOS

Ratio	Price	Ratio	Price	Ratio	Price
Gold / Silver Ratio	88.03	Silver / Crudeoil Ratio	14.60	Gold / Copper Ratio	97.61
Gold / Crudeoil Ratio	12.85	Silver / Copper Ratio	110.88	Crudeoil / Copper Ratio	7.60

Important levels for Jewellery/Bullion Dealers



Booking Price for Sellers	Booking Price for Buyers
81184.00	80564.00
81394.00	80354.00



Booking Price for Sellers	Booking Price for Buyers
92586.00	91146.00
93346.00	90386.00



Booking Price for Sellers	Booking Price for Buyers
86.78	86.42
87.00	86.20

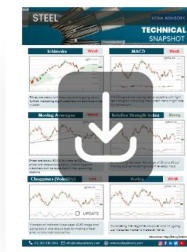


Booking Price for Sellers	Booking Price for Buyers
2773.00	2747.70
2785.90	2734.80



Booking Price for Sellers	Booking Price for Buyers
31.28	30.46
31.59	30.15

Click here for download Kedia Advisory **Special Research** Reports



Technical Snapshot



BUY GOLD APR @ 80750 SL 80550 TGT 81000-81200. MCX

Observations

Gold trading range for the day is 80565-81255.

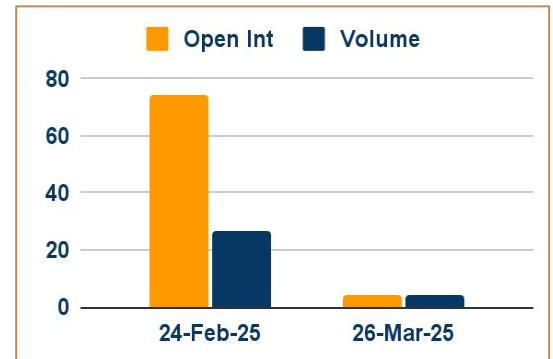
Gold settled flat as market participants were cautious ahead of the U.S. Fed interest rate decision.

The Fed kept the funds rate steady at the 4.25%-4.5% range as expected, pausing its rate-cutting cycle

Trump has called for lower interest rates, conflicting with the Fed's design of setting interest rate policy independently.

China's net gold imports via Hong Kong in December fell 84% from November.

OI & Volume



Spread

GOLD JUN-APR	866.00
GOLDMINI MAR-FEB	-9.00

Trading Levels

Commodity	Expiry	Close	R2	R1	PP	S1	S2
GOLD	4-Apr-25	80874.00	81255.00	81065.00	80910.00	80720.00	80565.00
GOLD	5-Jun-25	81740.00	82085.00	81915.00	81770.00	81600.00	81455.00
GOLDMINI	5-Feb-25	80310.00	80945.00	80625.00	80410.00	80090.00	79875.00
GOLDMINI	5-Mar-25	80301.00	80695.00	80500.00	80325.00	80130.00	79955.00
Gold \$		2760.42	2778.82	2769.29	2757.00	2747.47	2735.18

Technical Snapshot

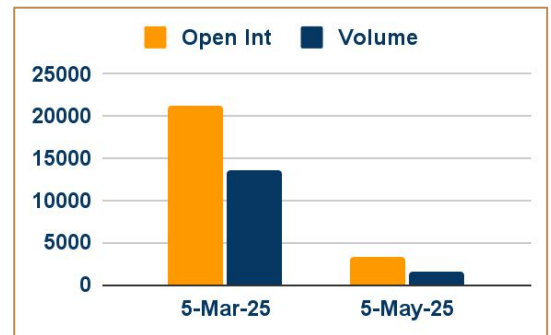


BUY SILVER MAR @ 91500 SL 91000 TGT 92400-93000. MCX

Observations

Silver trading range for the day is 89910-93600.
 Silver rose as market focus will shift to any comments regarding President Trump's policies and their potential economic impact.
 The US trade deficit in goods widened to a record \$122.11 billion in December 2024.
 The Bank of Canada cut its key interest rate by 25 basis points to 3% in January 2025, as expected
 US wholesale inventories fell by 0.5% month-over-month to \$898 billion in December 2024.

OI & Volume



Spread

SILVER MAY-MAR	1955.00
SILVERMINI APR-FEB	2035.00

Trading Levels

Commodity	Expiry	Close	R2	R1	PP	S1	S2
SILVER	5-Mar-25	91866.00	93600.00	92735.00	91755.00	90890.00	89910.00
SILVER	5-May-25	93821.00	95460.00	94640.00	93705.00	92885.00	91950.00
SILVERMINI	28-Feb-25	91822.00	93460.00	92640.00	91700.00	90880.00	89940.00
SILVERMINI	30-Apr-25	93857.00	95440.00	94650.00	93710.00	92920.00	91980.00
Silver \$		30.87	31.44	31.16	30.72	30.44	30.00

Gold settled flat as market participants were cautious ahead of the U.S. Fed interest rate decision, while also pondering the implications of President Donald Trump's trade policies. Trump has called for lower interest rates, conflicting with the Fed's design of setting interest rate policy independently. Elsewhere, Trump still plans to make good on his promise to issue tariffs on Canada and Mexico. His policies are widely seen as inflationary, which could pressure the Fed to keep rates higher to curb price pressures.

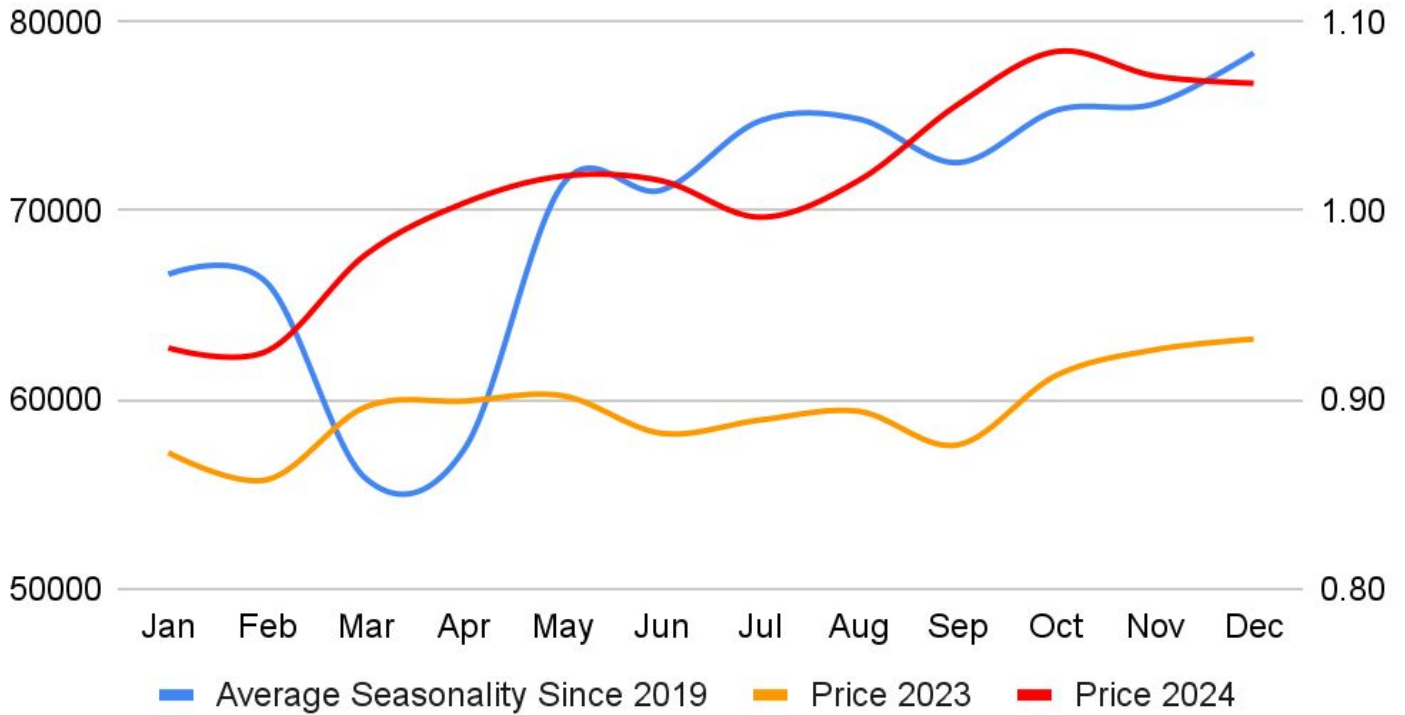
Asia Gold – Elevated prices deter buyers in key hubs - Elevated prices dampened demand for physical gold in most Asian hubs, while Indian dealers offered the biggest discounts in more than six months. Indian dealers offered a discount of up to \$38 an ounce over official domestic prices, up from the last week's discount of \$30 an ounce. Jewellers were not making purchases as some are speculating that the government might change the import duty structure in the next week's annual budget. In top consumer China, dealers offered discounts of \$10 and charged a premium of \$10 per ounce above international rates, versus premiums of \$3-\$13 last week. In Hong Kong, gold was sold at par with a \$2 premium. In Japan, bullion was sold from a discount of \$1 to a premium of \$1.

China's 2024 gold consumption slumps 9.58% y/y as high prices cut demand - China's gold consumption in 2024 slumped 9.58% on the year to 985.31 metric tons, data from the China Gold Association showed, as high gold prices curtailed jewellery demand. Gold jewellery buying, which accounts for half of the total, plunged 24.7% to 532.02 tons, according to the data. Meanwhile, purchases of gold bars and coins, which typically reflect safe-haven demand, jumped 24.5% over the year to 373.13 tons, the association said. In 2024, China's gold output from domestically produced raw materials climbed by 0.56% to 377.24 tons, association data showed. Output of gold from imported raw materials increased 8.83% for the year to 156.86 tons, bringing China's total gold output last year to 534.11 tons, an annual increase of 2.85%.

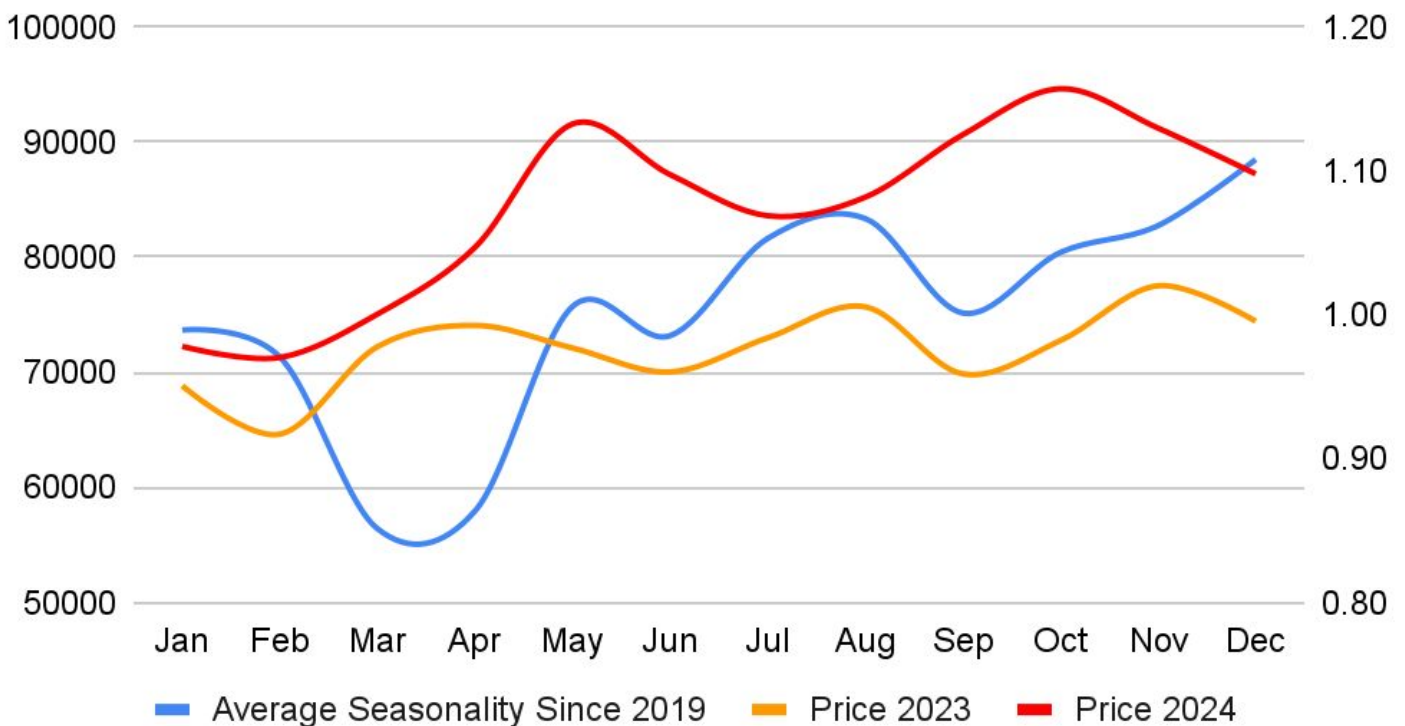
China's central bank adds more gold to its reserves in December - China's central bank added gold to its reserves in December for a second straight month, following a resumption in November after a six-month hiatus, official data by the People's Bank of China (PBOC) showed. China's gold reserves stood at 73.29 million fine troy ounces at the end of December from 72.96 million troy ounces a month earlier. The value of China's gold reserves declined to \$191.34 billion at the end of last month from \$193.43 billion at the end of November. The PBOC paused its 18-month gold buying spree in May 2024, which had taken a toll on Chinese investor demand. The bank's decision to resume purchases could boost Chinese investor demand.

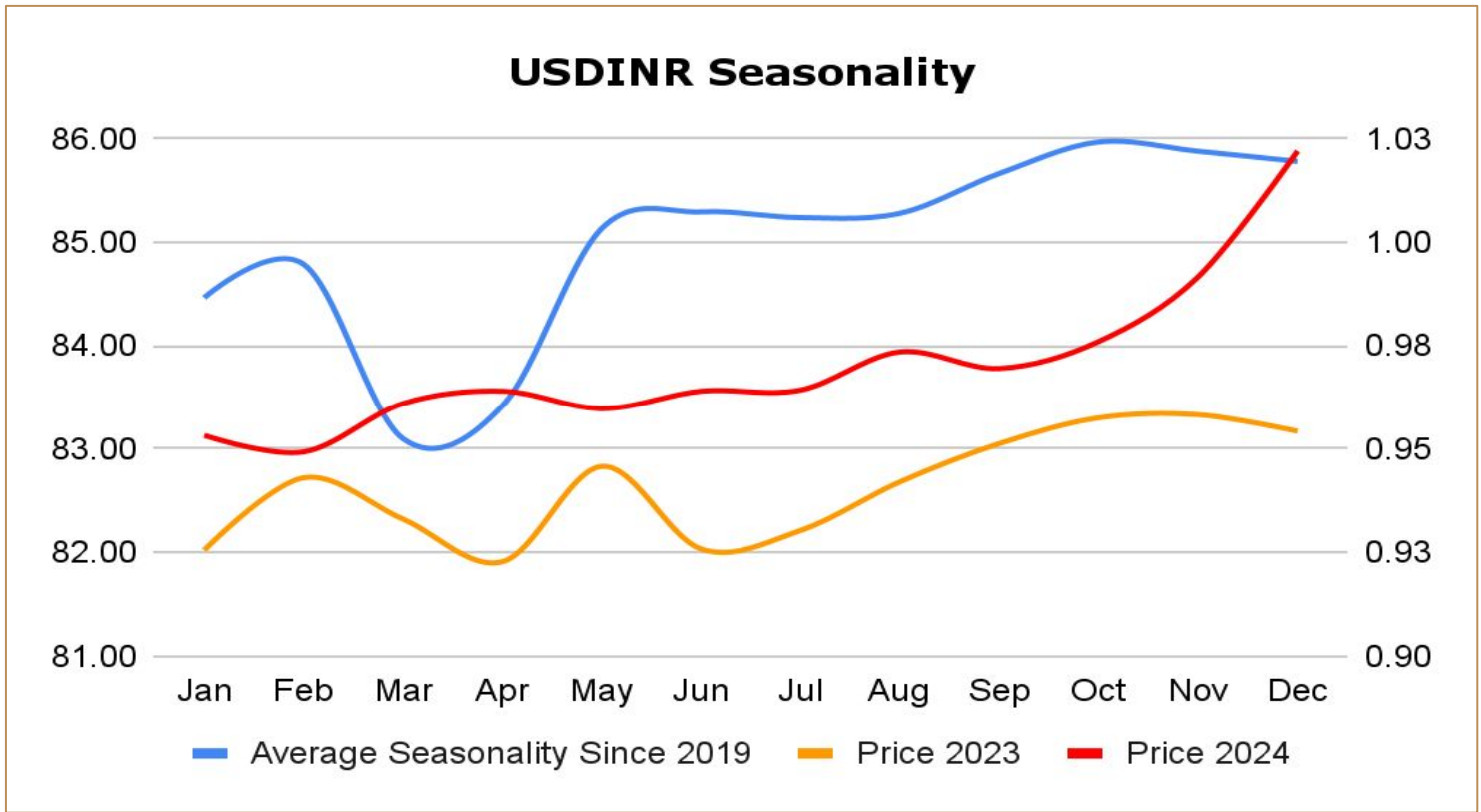
India has slashed its November gold import estimates by an unprecedented \$5 billion - India has slashed its November gold import estimates by an unprecedented \$5 billion, the largest revision for any commodity in history, after errors in preliminary calculations inflated the figure to a record, government data showed. The country's gold imports in November were \$9.84 billion, significantly lower than a preliminary estimate of \$14.8 billion published last month, according to data compiled by the Directorate General of Commercial Intelligence and Statistics (DGCIIS). The downward revision in gold imports by \$5 billion would reduce the trade deficit by a similar amount, said a government official. Gold delivered better returns than stocks for Indian investors in 2024, driving increased demand for coins and bars, according to World Gold Council.

Gold Seasonality



Silver Seasonality





Weekly Economic Data

Date	Curr.	Data
Jan 27	EUR	German ifo Business Climate
Jan 27	USD	New Home Sales
Jan 28	USD	Core Durable Goods Orders m/m
Jan 28	USD	Durable Goods Orders m/m
Jan 28	USD	S&P/CS Composite-20 HPI y/y
Jan 28	USD	CB Consumer Confidence
Jan 28	USD	Richmond Manufacturing Index
Jan 29	EUR	German GfK Consumer Climate
Jan 29	EUR	M3 Money Supply y/y
Jan 29	EUR	Private Loans y/y
Jan 29	USD	Goods Trade Balance
Jan 29	USD	Prelim Wholesale Inventories m/m
Jan 29	USD	Crude Oil Inventories

Date	Curr.	Data
Jan 30	EUR	Prelim Flash GDP q/q
Jan 30	EUR	Unemployment Rate
Jan 30	EUR	Main Refinancing Rate
Jan 30	USD	Advance GDP q/q
Jan 30	USD	Unemployment Claims
Jan 30	USD	Advance GDP Price Index q/q
Jan 30	USD	Pending Home Sales m/m
Jan 30	USD	Natural Gas Storage
Jan 31	EUR	French Prelim CPI m/m
Jan 31	EUR	German Unemployment Change
Jan 31	USD	Core PCE Price Index m/m
Jan 31	USD	Employment Cost Index q/q
Jan 31	USD	Personal Income m/m



DISCLAIMER

KEDIA ADVISORY

This Report is prepared and distributed by Kedia Stocks & Commodities Research Pvt Ltd. Our SEBI REGISTRATION NUMBER - INH000006156. for information purposes only. The recommendations, if any, made herein are expressions of views and/or opinions and should not be deemed or construed to be neither advice for the purpose of purchase or sale through KSCRPL nor any solicitation or offering of any investment /trading opportunity. These information/opinions/ views are not meant to serve as a professional investment guide for the readers. No action is solicited based upon the information provided herein. Recipients of this Report should rely on information/data arising out of their own investigations. Readers are advised to seek independent professional advice and arrive at an informed trading/investment decision before executing any trades or making any investments. This Report has been prepared on the basis of publicly available information, internally developed data and other sources believed by KSCRPL to be reliable. KSCRPL or its directors, employees, affiliates or representatives do not assume any responsibility for or warrant the accuracy, completeness, adequacy and reliability of such information/opinions/ views. While due care has been taken to ensure that the disclosures and opinions given are fair and reasonable, none of the directors, employees, affiliates or representatives of KSCRPL shall be liable for any direct, indirect, special, incidental, consequential, punitive or exemplary damages, including lost profits arising in any way whatsoever from the information/opinions/views contained in this Report. The possession, circulation and/or distribution of this Report may be restricted or regulated in certain jurisdictions by appropriate laws. No action has been or will be taken by KSCRPL in any jurisdiction (other than India), where any action for such purpose (s) is required. Accordingly, this Report shall not be possessed, circulated and/ or distributed in any such country or jurisdiction unless such action is in compliance with all applicable laws and regulations of such country or jurisdiction. KSCRPL requires such a recipient to inform himself about and to observe any restrictions at his own expense, without any liability to KSCRPL. Any dispute arising out of this Report shall be subject to the exclusive jurisdiction of the Courts in India.

KEDIA ADVISORY

KEDIA STOCKS & COMMODITIES RESEARCH PVT LTD

Mumbai, India

SEBI REGISTRATION NUMBER - INH000006156

For more details, please contact: +91 93234 06035 / 96195 51022

Email: info@kediaadvisory.com

Regd.Off.: 1, 2, 3 & 4, 1st Floor, Tulip Bldg, Flower Valley Complex, Khadakpada Circle,
Kalyan-(W), Mumbai-421301